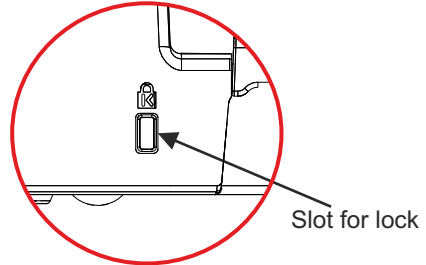
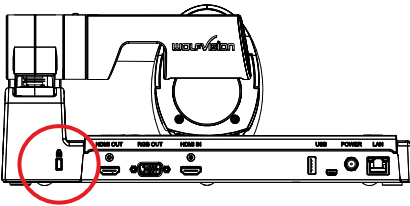


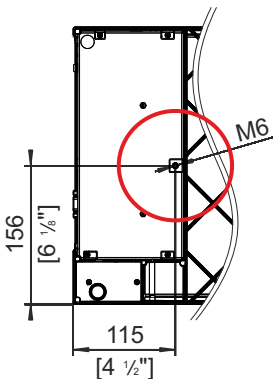
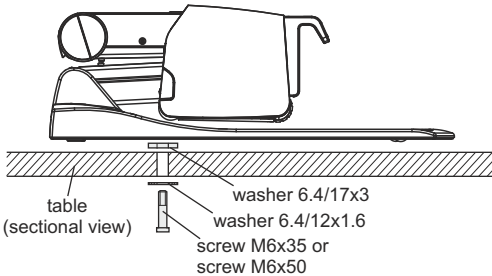
## Additional Information regarding Anti-theft Device

### Anti-theft Device 1: T-bar lock

The Visualizer can be fixed with a security cable T-bar lock (Kensington® Lock), so that it **can not be stolen**. Follow the instructions from the cable lock manual.



### Anti-theft Device 2: table lock bolt



The Visualizer can also be fixed onto a table with the supplied table lock bolt in order to minimize the risk of theft. *Please note that the usable depth of thread is 8mm, do not screw in more than this.*

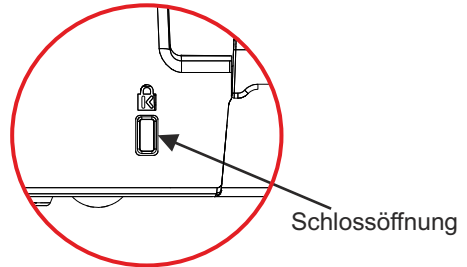
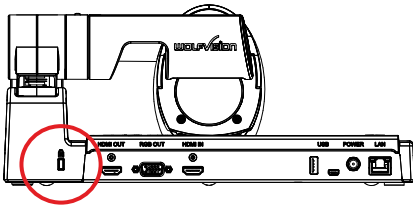
Supplied accessories:

Screw DIN 912, M6x35 Zn	(101689)
Screw DIN 912, M6x50 Zn	(101690)
Washer DIN 125A 6.4/12x1.6	(101691)
Washer DIN 7349 6.4/17x3	(101692)
Assembly instructions VZ-8 <sup>4</sup>	(107799)

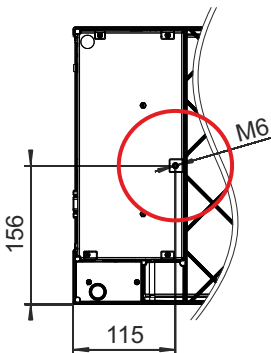
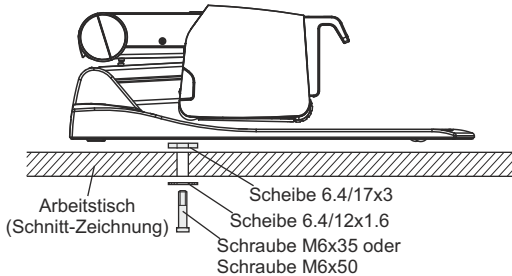
## Spezielle Hinweise zum Diebstahlschutz

### Diebstahlschutz 1: T-Lock

Der Visualizer kann mit einem Kabel T-Schloss (Kensington® Lock) vor Diebstahl geschützt werden. Folgen Sie den Anweisungen des Schloss-Herstellers.



### Diebstahlschutz 2: Tisch Fixiereinheit



Der Visualizer kann mit der mitgelieferten Tisch-Fixiereinheit an einem Tisch festgeschraubt werden um das Risiko eines Diebstahls zu minimieren.  
*Bitte beachten Sie, dass die nutzbare Gewindetiefe 8mm beträgt - Schraube nicht weiter eindrehen.*

Mitgeliefertes Zubehör:

Schraube DIN 912, M6x35 Zn	(101689)
Schraube DIN 912, M6x50 Zn	(101690)
Scheibe DIN 125A 6.4/12x1.6	(101691)
Scheibe DIN 7349 6.4/17x3	(101692)
Montageanleitung VZ-8 <sup>4</sup>	(107799)